


The Netherlands: Land of Dairy



Dutch dairy statistics

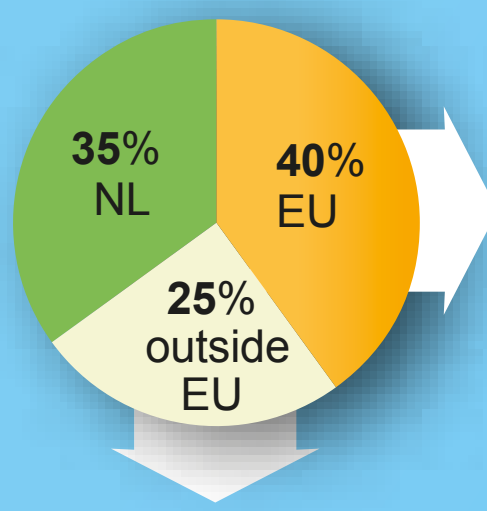
- 57 dairy plants
- 15 thousand dairy farms
- 1.6 million dairy cows
- 1.1 million ha. of grassland and maize (26% of the Netherlands)
- 47 thousand jobs in dairy farming and milk processing industry



Dairy plants: output by product

- | | |
|---------------------------------------------|---------------------|
| Animal feed | Drinking milk |
| Butter and butter products | Fresh milk products |
| Cheese | Infant nutrition |
| Condensed milk | Medical nutrition |
| Dairy ingredients (including whey products) | Milk powder |

Dairy markets



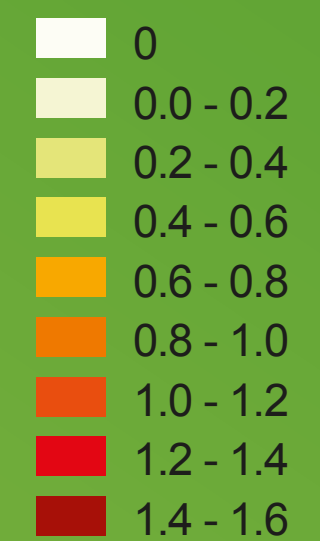
Biggest EU markets:

- Germany
- Belgium
- France

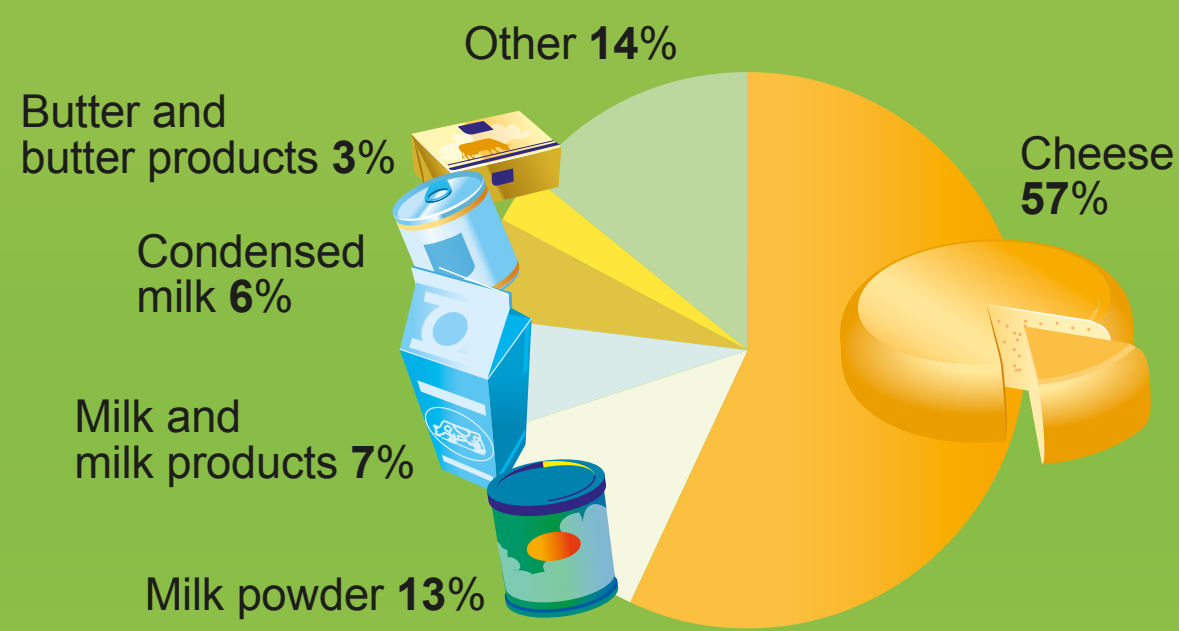
Biggest markets outside EU:

- China
- USA
- United Kingdom


Dairy cows per hectare per municipality



Milk processing



Dairy exports



Export revenues

Annual dairy export value: € 8.0 billion.

€ 8.0 billion

Contribution to trade surplus: 7%

Dairy cows and milk yield

In 2021 Dutch milk production was 14 billion kg, around 15 Olympic-sized swimming pools per day.

